



# Halloween activity book

Print this book at home and use it to entertain kiddos with super fun Halloween-themed activities!



Smart Sweets™ Gummy Worms  
Reese's™ Snack Size Peanut Butter Pumpkins

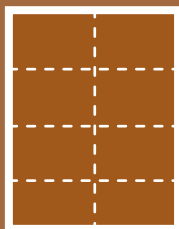
make sure to have these products!

## How to Assemble Activity Booklet:

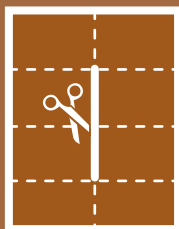
1. Make sure you've got some tasty snacks on hand for your gang of goblins! Scare up some smiles with Reese's Snack Size Peanut Butter Pumpkins or Smart Sweets Gummy Worms!

2. Print PDF on a standard 8.5" x 11" piece of paper

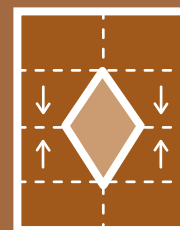
3. Fold vertically once & horizontally three times



4. Cut center in the middle of the vertical fold. Tip: use the green dotted line as a guide!



5. With printed side facing up, pinch folds indicated by arrows, creating a diamond shape in the center



6. Rotate onto the side and push all folded edges in to create a four-sided 'X'



7. Push back and cover pages flat and fold over, creasing firmly



8. Enjoy your Halloween activity book!





# Halloween activity book

## Hunting for Haunts

Can you find all the tricks and treats around you?

- Black Cat
- Pumpkin
- Cobweb
- Skeleton
- Witch's Hat
- Full Moon
- Coffin
- Bat
- Ghost
- Bones



©2022 Target Brands, Inc.  
The Bullseye Design and Target are registered trademarks of Target Brands, Inc. C-001377-01-002

## Instructions

1. Fold vertically once & horizontally 3 times using color blocks as guides
2. Cut green, dotted line in center
3. Pinch center creating a four-sided 'X'
4. Push back and cover pages flat, fold over while creasing firmly
5. Enjoy your Halloween activity book!

Tip: Having trouble? Please refer to the instruction sheet included in your online download from Target.com.



## Bullseye Says Boo!

Color Bullseye and help him complete his Halloween look.

## Witchy Words

Where are all the Halloween character's hiding?

X T Q M M U E D D G S Q V D Q  
R V G H Q R L N S W J E J P  
L A H T H J R O L S K Y F B  
A M O K S W E R E W O L F C  
Z P S H S P I D E R D Q W H  
C I T B M K P Y J D A C C J  
X R Y Q X S K J S W Q W R Z  
L E M G S J W V K I E I M V  
Z O M B I E G H E T T Z E L  
M M U M M Y X G L C R A F B  
I M O N S T E R E H O R A Q  
J O L Y F F D G K T J L D L L  
A B N O N A Q R O V L I I D  
W G O R F N F I N Y X U U Z

- |          |          |        |
|----------|----------|--------|
| MUMMY    | ZOMBIE   | WITCH  |
| TROLL    | SKELETON | GHOST  |
| VAMPIRE  | FROG     | SPIDER |
| WEREWOLF | MONSTER  | WIZARD |



## Where's the Worms?

Can you spot all six gummy worms in the magical Halloween forest?

## Staying Safe

Make sure you follow these tips while your enjoying Halloween activities!

- Always bring an adult with you while trick or treating
- Cross streets on corners and use crosswalks when possible
- Look left, right, and then left again before crossing the street
- Have an adult check your candy before consuming
- Use a flashlight or reflective materials so you can be seen in the dark
- Everything is better with a friend! Make sure to always travel in groups
- Stand back from doors after knocking to allow room for opening

## Pumpkin Planning

Create your perfect jack-o-lantern by making a sketch first!

