



DREAMWORKS


# Trolls

## WORLD TOUR



MAKE YOUR OWN

# RED CARPET WALK



## MAKE MOVIE NIGHT SPECIAL:

- 1) Line up towels or bath mats (preferably red ones) to make your own red carpet! Be sure to have a parent secure the towels so no one slips!
- 2) Why not make some velvet ropes for your celebrity walk? You could line up chairs behind your red carpet and string crepe paper from chair to chair!
- 3) You'll need an MC to interview the stars. Hand the mic to a family member and get ready to shine!
- 4) Paparazzi Alert! Someone's going to have to snap pics to preserve memories - better have mom or dad bring their camera!





# Trolls

## WORLD TOUR

### PREMIERE STYLE

## TROLL YOUR HAIR

This super fun parent/child activity will allow safe and easy hair dying with powdered drink mix, using gel or mousse and a hair dryer to up-style it.



### **DYING YOUR HAIR TROLL COLORS:**

#### **WHAT YOU'LL NEED:**

- 1 Packet of Brightly Colored Powdered Drink Mix
- Hair Conditioner
- An Old T-shirt
- Latex Gloves

- 1)** Mix 1 drink mix packet, 1/4 tsp of water and 5-10 pumps of hair conditioner until it forms a smooth paste. Repeat if more dye is needed. Sugar free drink mix is preferable, to avoid sticky hair.
- 2)** Wear an old shirt you don't mind getting dye on, and have a parent apply the tinted paste to the area of your hair you want to color. We recommend wearing gloves to avoid stained hands.
- 3)** Leave the tinted paste in your hair for 30-60 minutes, depending on the lightness of your hair and how bright you want the color to be.
- 4)** Rinse out and enjoy!

### **GETTING A WILD TROLLS HAIRSTYLE:**

- 1)** While your hair is wet, have a parent help you style it up!
- 2)** While your parent blow dries your hair in an upward direction, brush your hair up, or style it up with your hands.
- 3)** When the hair is dry, add some hair gel or hair spray, then blow dry upwards as the gel dries.
- 4)** Trolls have exceptionally stand-up hair, so don't be dissapointed is if your hair doesn't stand up just the same. Just enjoy your personal style!



**NOTE:** Powdered drink color will stay in the hair for about 1-2 weeks, but since children will be home for an extended period now is a chance to have unusual fun.




# Trolls WORLD TOUR

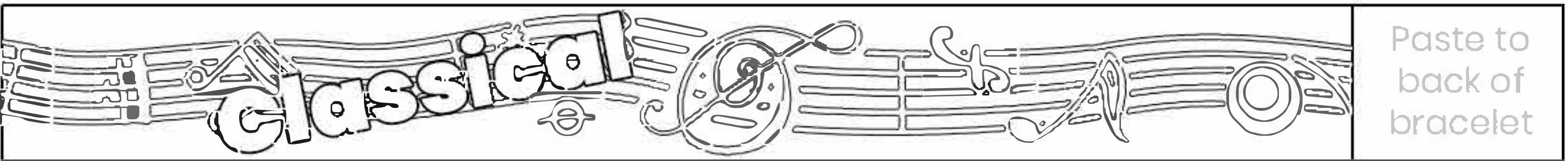


## MAKE-YOUR-OWN CONCERT WRISTBAND


Color the wristbands that match your favorite types of music.  
Customize them with glitter and sequins.  
Have a parent help you cut out the wristbands.  
Fit loosely around your wrist & glue or tape to fasten.



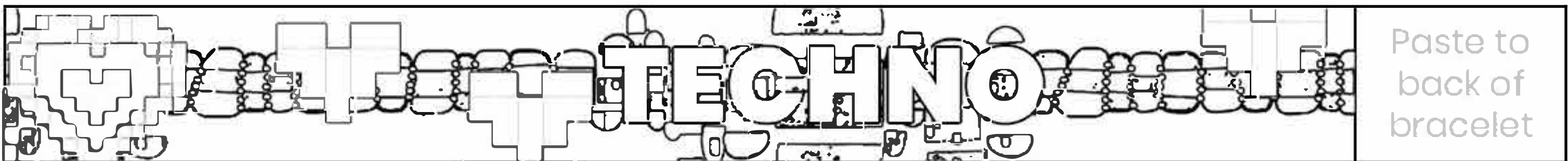
Paste to  
back of  
bracelet



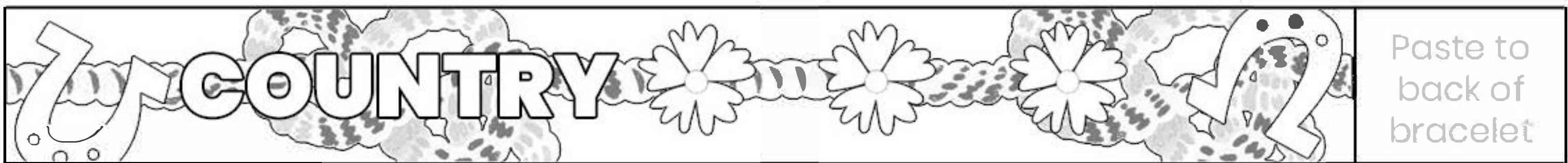
Paste to  
back of  
bracelet



Paste to  
back of  
bracelet




Paste to  
back of  
bracelet



Paste to  
back of  
bracelet



Paste to  
back of  
bracelet



Paste to  
back of  
bracelet




# Trolls

## WORLD TOUR

### MAKE YOUR OWN GLITTER MICROPHONE



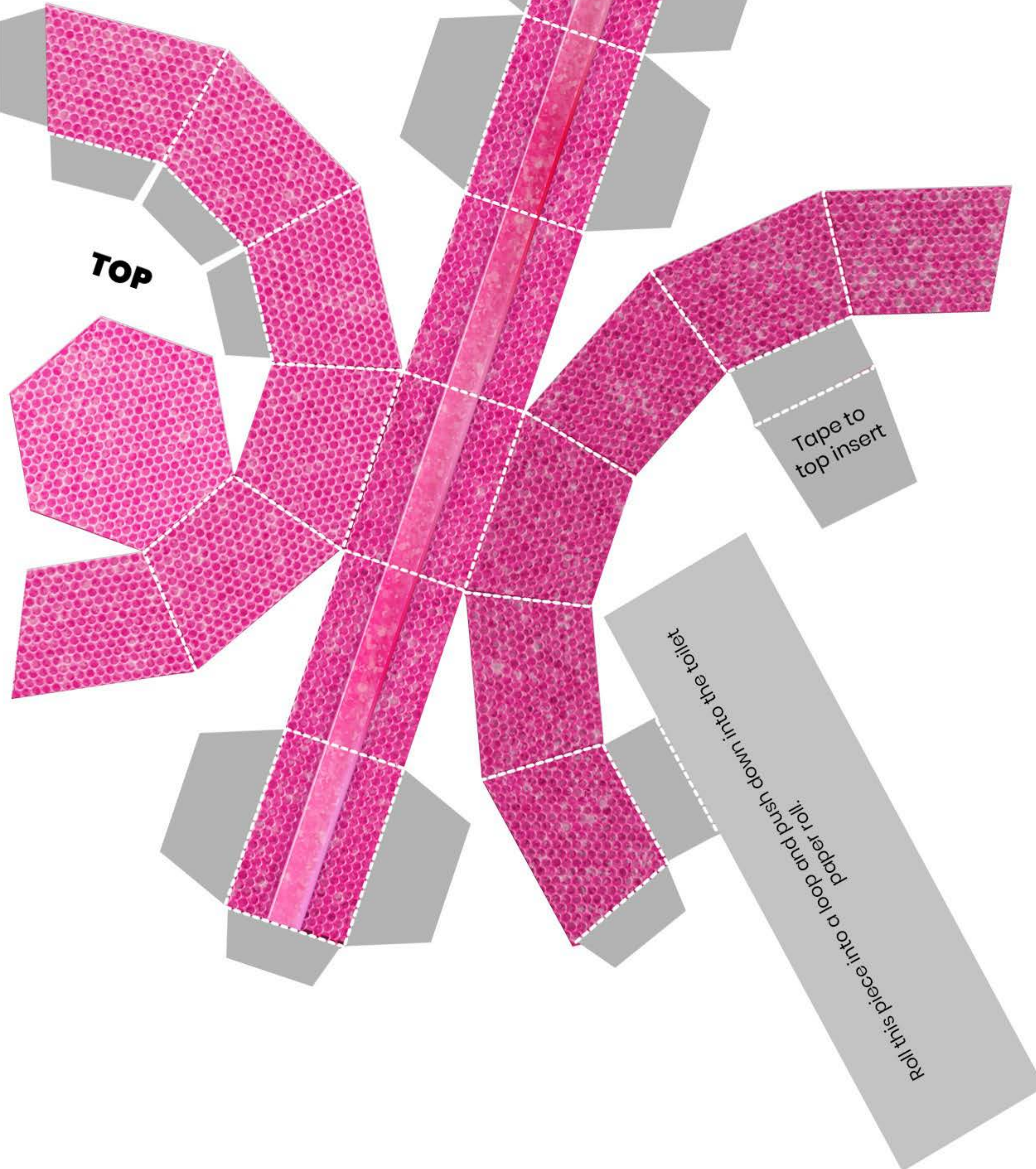
1. Cut out all pieces.
2. Glue or tape the handle piece to an empty cardboard toilet paper roll.
3. Fold round piece at the bottom of the roll and glue tabs inside the roll.
4. Fold all dotted lines on the top.
5. Glue or tape gray tabs inside the model to create the top.
6. Roll up the large tab at the base of the top, and slide it into the toilet paper roll.
7. If you don't have a color printer, print in black and white, cut it out, trace it onto colored or white paper and decorate.





MAKE YOUR OWN

# GLITTER MICROPHONE



**TOP**

Tape to top insert

Roll this piece into a loop and push down into the toilet paper roll.



DREAMWORKS

# Trolls WORLD TOUR



## MAKE YOUR OWN TINY DIAMOND GLASSES

- 1) Cut out glasses and earpieces.
- 2) Cut out the eyeholes.
- 3) Fold earpieces on dotted lines.
- 4) Paste gray earpiece tabs to inner front of glasses.
- 4) Fold glasses on dotted line and glue front and back together.

OPTIONAL: Cut out the entire yellow part of the glasses, and paste yellow cellophane to the inside front of the glasses.





1. Print guitar pages.
2. Glue pages onto flat pieces of cardboard.
3. When glue has dried, have a parent help cut out the pieces.
4. Slide the neck into the tooth slot and glue to the body.
5. Glue the head to the top of the neck.

MAKE YOUR OWN  
**BARB'S GUITAR**



DREAMWORKS  
**Trolls**  
**WORLD TOUR**



DREAMWORKS  
**Trolls**  
**WORLD TOUR**

MAKE YOUR OWN  
**BARB'S GUITAR**



**NECK**

**HEAD**

GLUE  
HEADSTOCK  
HERE





FOR PROMOTIONAL USE ONLY

Written by Justin Timberlake,  
Ludwig Göransson, Max Martin,  
Sarah Aarons

# Just Sing

(Easy Piano Version)

Visit [HalLeonard.com](http://HalLeonard.com) for more  
sheet music from  
Trolls World Tour!

**Intro**  $\text{♩} = 106$

1

**Verse**

5

You think you've got to hide it Don't keep it on the shelf Let your

9

waist start mov-ing watch the way I do it do it. See me do it like no bod-y else. Let me hear you



# Trolls WORLD TOUR

- 2 -

Just Sing (Easy Piano Version)

## Bridge

13

sing, don't you stop it don't you fight it. Let me hear you sing. If you got it can't deny it. Let me hear you

C#m F#m/C# B/C# C#m F#m/C# B

17

It's wait - ing for you al - ready - y you know that you do it like no - bod - y else. — Just sing.

E Bm D F#m E

## Chorus

21

Sing it to - geth - er loud - er than ev - er, ev - er, for - get eve - ry - thing just sing.

E Bm7 D A

25

— Like it's what we've been mis - sing and they're gon - na lis - ten, lis - ten, for - get eve - ry thing just sing.

E Bm7 D A E